



Dave Gregson, Sedona Expanded

In the last report Dave was describing the fuselage and tail feathers he had brought along to the November 22 Club Meeting. He has kindly bundled up some photos of progress on the wings since, plus answered my ignorant question - 'what's a Sedona?'.

So the good news is we have more information about the progress of this incredible design and build:



Note jigs for washout and holding end of wing at 90 degrees (where IS that symbol for degrees) and at the correct angle for the dihedral at the centre.




The pic of a finished plane is the Sedona (Black Horse and no longer made sadly), extended front where batteries go and powered by two OS 26 FS on 10 x 6 props. Flies well on two engines at less than half throttle and flies, just, on one engine with care. Remember that day at Knettishall when one engine quit just after take off.



Wing, tail feathers and fuselage finished, next step is to put it all together and add weight where the engines will go to see how far forward of the leading edge they need to go to achieve balance so I don't need to add any weight.

Well, that's the theory.....should work??



I used a one piece 1/8 ply dihedral brace on the centre section rather than wing tubes to keep the weight down: this made the joining of the two halves of the centre section a complicated procedure, as the brace is first araldited to one half and when set the the second half is slid on and glued on place.



Power will be four Saito 30 FS with on board glow from Jen.

More pics in due course.

